



FREE 3D Checkers Quilt Top Pattern

Revision
Version 2.2

Very Simple to Sew: Squares Only, No Angles, Curves or Diagonal Piecing Required.

Up to 13 Different Colors/Shades With This Pattern. Detailed Instructions Included.

| | | |
|-----------|----------|-----------|
| 33 | X | 43 |
| Squares | | Squares |
| Wide | | Long |

| Available Quilt Top Sizes: | Finished Square Sizes |
|----------------------------------|-----------------------------|
| 8" x 11" | 0.25" |
| 17" x 22" | 0.5" |
| 25" x 32" | 0.75" |
| 33" x 43" | 1." |
| 41" x 54" | 1.25" |
| 50" x 65" | 1.5" |
| 58" x 75" | 1.75" |
| 66" x 86" | 2." |
| 74" x 97" | 2.25" |
| 83" x 108" | 2.5" |
| 91" x 118" | 2.75" |
| 99" x 129" | 3." |
| 107" x 140" | 3.25" |
| 116" x 151" | 3.5" |



Pattern Number: 0003

Pattern Name: FREE 3D Checkers

Date Designed: April 23, 2014


Pattern Designer:

Sheri Rector


Quilt Top Image is Computer Generated. Appearance of finished quilt top will vary with your fabric choices.

Copyright Sheri Rector 2014-2016, Rainbow Moon Treasures & Rainbow Moon Patterns

Some Color Variations Possible with this Pattern




| | |
|----------|--------------|
| A | Dark Blue 8 |
| B | Dark Blue 6 |
| C | Light Blue 3 |
| D | Dark Blue 8 |
| E | Dark Blue 6 |
| F | Dark Blue 2 |
| G | Purple 9 |
| H | Purple 7 |
| I | Purple 3 |
| J | Purple 8 |
| K | Purple 7 |
| L | Purple 2 |
| M | BW 2 |



| | |
|----------|--------|
| A | Grey 9 |
| B | Grey 7 |
| C | Grey 4 |
| D | Grey 7 |
| E | Grey 5 |
| F | Grey 3 |
| G | Red 9 |
| H | Red 7 |
| I | Red 4 |
| J | Red 8 |
| K | Red 6 |
| L | Red 2 |
| M | BW 2 |

Some Color Variations Possible with this Pattern




| | |
|----------|--------------|
| A | Light Blue 8 |
| B | Light Blue 7 |
| C | Light Blue 4 |
| D | Dark Blue 6 |
| E | Dark Blue 2 |
| F | Dark Blue 1 |
| G | Pink 8 |
| H | Pink 3 |
| I | Pink 1 |
| J | Red 8 |
| K | Red 6 |
| L | Red 4 |
| M | BW 2 |




| | |
|----------|--------------|
| A | Light Blue 8 |
| B | Light Blue 4 |
| C | Light Blue 2 |
| D | Green 8 |
| E | Lime 8 |
| F | Lime 3 |
| G | Red 8 |
| H | Red 5 |
| I | Pink 1 |
| J | Orange 5 |
| K | Yellow 6 |
| L | Yellow 5 |
| M | BW 1 |

Some Color Variations Possible with this Pattern



| | |
|----------|--------------|
| A | Dark Blue 8 |
| B | Dark Blue 6 |
| C | Light Blue 3 |
| D | Dark Blue 8 |
| E | Dark Blue 6 |
| F | Dark Blue 2 |
| G | Grey 3 |
| H | Grey 5 |
| I | Grey 7 |
| J | Grey 4 |
| K | Grey 5 |
| L | Grey 9 |
| M | BW 2 |



| | |
|----------|--------------|
| A | Dark Blue 6 |
| B | Light Blue 3 |
| C | Dark Blue 2 |
| D | Light Blue 6 |
| E | Light Blue 4 |
| F | Light Blue 2 |
| G | Pink 8 |
| H | Red 6 |
| I | Red 5 |
| J | Pink 6 |
| K | Pink 3 |
| L | Pink 1 |
| M | BW 1 |

0003 FREE 3D Checkers Quilt Pattern

Detailed Instructions for Using this Kit

1. CHOOSE YOUR QUILT SIZE And/Or SQUARE SIZE

This pattern allows you to choose a finished square size from 0.25 inch squares up to 1.75 inch finished square size.

The size of the finished quilt depends on the square size chosen.

The chart to the right shows how the finished quilt size is related to finished square size.

Some standard quilt/comforter sizes:

Size: (minimum-maximum width) X (minimum-maximum Length)

Wallhanging/Craft: (10"-36") x (10"-53")

Lap/Crib: (36"-50") x (53"-60")

Twin/Single: (65"-81") x (88"-107")

Full/Double: (80"-96") x (88"-107")

Queen: 15:15(86"-102") x (93"-112")

King: (93"-120") x (104"-120")

| Available Quilt Top Sizes: | Finished Square | Raw Cut Square |
|----------------------------|-----------------|----------------|
| 8" x 11" | 0.25" | 0.75" |
| 17" x 22" | 0.5" | 1." |
| 25" x 32" | 0.75" | 1.25" |
| 33" x 43" | 1." | 1.5" |
| 41" x 54" | 1.25" | 1.75" |
| 50" x 65" | 1.5" | 2." |
| 58" x 75" | 1.75" | 2.25" |
| 66" x 86" | 2." | 2.5" |
| 74" x 97" | 2.25" | 2.75" |
| 83" x 108" | 2.5" | 3." |
| 91" x 118" | 2.75" | 3.25" |
| 99" x 129" | 3." | 3.5" |
| 107" x 140" | 3.25" | 3.75" |
| 116" x 151" | 3.5" | 4." |

2. PATTERN COLOR/SHADE VARIATIONS PAGES

There are 6 different variations of this pattern in the file to give you an idea of the various looks you can achieve with your color and shade choices. You can copy the colors exactly, or mix and match what you like to make your quilt top unique!

If you cannot determine a shade from the printout, follow the text description on the variations pages; That way you should be able to determine the relative shadings as below.

Each pattern variation will call for AT MOST 9 shades of each color:

For Each Color Group: #1 is almost white and #9 is close to black

Red 1-9, Orange 1-9, Yellow 1-9,

Lime 1-9, Green 1-9,

Light Blue 1-9, Dark Blue 1-9,

Purple 1-9, Pink 1-9, Grey 1-9

Plus White (BW-1) & Black (BW-2)



Some patterns may use the same color in multiple 'Letters' of the design.

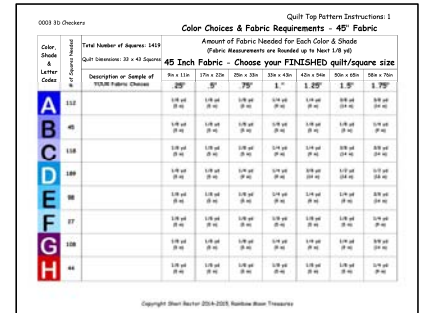
3. IDENTIFY THE COLUMNS ON 60" AND 45" FABRIC CHOICES PAGE(S)

This pattern has 13 colors/shades in its design. You can choose whatever color scheme you wish. There is a variations page that shows various different looks that are possible depending on which colors and shades you choose.

The Fabric Choice page identifies each color/shade in the pattern with a Letter or Number, number of squares of each color, and the total amount of fabric needed for the ranges of finished square sizes.

The fabric amounts listed are rounded up to the next 1/8 yard, some fabric will be left over when you have cut the required number of squares.

For easier reference, circle your finished square size column on both the 45" and 60" Fabric Choice Pages. This will help you more easily find the specific quantity of fabric needed for each fabric choice/type.



0003 3D Checkers Quilt Top Pattern Instructions 1
Color Choices & Fabric Requirements - 45" Fabric
 Total Number of Squares: 1413
 Quilt Dimensions: 21 x 43 Squares
 Amount of Fabric Needed For Each Color & Shade (Fabric Measurements are Rounded up to Next 1/8 yd)
45 Inch Fabric - Choose your FINISHED quilt/square size


| Color, Shade & Letter/Number | Amount of Fabric Needed For Each Color & Shade (Fabric Measurements are Rounded up to Next 1/8 yd) | | | | | | |
|------------------------------|--|---------|---------|---------|---------|---------|---------|
| | 25" | 30" | 35" | 40" | 45" | 50" | 55" |
| A | 1.00 yd | 1.00 yd | 1.00 yd | 1.00 yd | 1.00 yd | 1.00 yd | 1.00 yd |
| B | 1.00 yd | 1.00 yd | 1.00 yd | 1.00 yd | 1.00 yd | 1.00 yd | 1.00 yd |
| C | 1.00 yd | 1.00 yd | 1.00 yd | 1.00 yd | 1.00 yd | 1.00 yd | 1.00 yd |
| D | 1.00 yd | 1.00 yd | 1.00 yd | 1.00 yd | 1.00 yd | 1.00 yd | 1.00 yd |
| E | 1.00 yd | 1.00 yd | 1.00 yd | 1.00 yd | 1.00 yd | 1.00 yd | 1.00 yd |
| F | 1.00 yd | 1.00 yd | 1.00 yd | 1.00 yd | 1.00 yd | 1.00 yd | 1.00 yd |
| G | 1.00 yd | 1.00 yd | 1.00 yd | 1.00 yd | 1.00 yd | 1.00 yd | 1.00 yd |
| H | 1.00 yd | 1.00 yd | 1.00 yd | 1.00 yd | 1.00 yd | 1.00 yd | 1.00 yd |

Copyright Sheri Necker 2019-2020, Sheri Necker Presents

4. DECIDE ON YOUR FABRIC CHOICES

Choose & Purchase your desired fabrics and shades. Examples are on the Variations page to help you see what is possible.

Write your description of the fabric on the Fabric Choices Page and/or attach a snippet of each fabric to the edge of the page for reference.



0003 3D Checkers Quilt Top Pattern Instructions 1
Color Choices & Fabric Requirements - 45" Fabric
 Total Number of Squares: 1413
 Quilt Dimensions: 21 x 43 Squares
 Amount of Fabric Needed For Each Color & Shade (Fabric Measurements are Rounded up to Next 1/8 yd)
45 Inch Fabric - Choose your FINISHED quilt/square size

| Color, Shade & Letter/Number | Amount of Fabric Needed For Each Color & Shade (Fabric Measurements are Rounded up to Next 1/8 yd) | | | | | | |
|------------------------------|--|---------|---------|---------|---------|---------|---------|
| | 25" | 30" | 35" | 40" | 45" | 50" | 55" |
| A | 1.00 yd | 1.00 yd | 1.00 yd | 1.00 yd | 1.00 yd | 1.00 yd | 1.00 yd |
| B | 1.00 yd | 1.00 yd | 1.00 yd | 1.00 yd | 1.00 yd | 1.00 yd | 1.00 yd |
| C | 1.00 yd | 1.00 yd | 1.00 yd | 1.00 yd | 1.00 yd | 1.00 yd | 1.00 yd |
| D | 1.00 yd | 1.00 yd | 1.00 yd | 1.00 yd | 1.00 yd | 1.00 yd | 1.00 yd |
| E | 1.00 yd | 1.00 yd | 1.00 yd | 1.00 yd | 1.00 yd | 1.00 yd | 1.00 yd |
| F | 1.00 yd | 1.00 yd | 1.00 yd | 1.00 yd | 1.00 yd | 1.00 yd | 1.00 yd |
| G | 1.00 yd | 1.00 yd | 1.00 yd | 1.00 yd | 1.00 yd | 1.00 yd | 1.00 yd |
| H | 1.00 yd | 1.00 yd | 1.00 yd | 1.00 yd | 1.00 yd | 1.00 yd | 1.00 yd |

Copyright Sheri Necker 2019-2020, Sheri Necker Presents

5. CUT YOUR FABRIC SQUARES

Cut all squares from your fabrics with the method you feel most comfortable with.


Each quilt top will use only one size square in its pattern. You decide which size you want the finished quilt and choose the appropriate size square according to the chart on the first page of these instructions.

All seam allowances for this quilt are 1/4";
 Cut your raw squares 1/2" larger than your finished square size.

6. ORGANIZE YOUR FABRIC SQUARE CONTAINERS AND LABEL THEM

After Cutting, Place each stack/group of different color/shade squares into a separate container; A plastic bag, bowl or other container for each color/shade.

Label each container with the matching letter/color label on the Labels Page. Make sure all the containers are within reach of your sewing machine.




Use the letter codes on the Row Pattern Pages and the fabric square containers to select the correct next fabric square to sew.

7. SEW THE REQUIRED NUMBER OF COPIES OF EACH NUMBERED ROW

The Row Sewing Instruction Pages use both color and letter to indicate the identity of each square in the pattern.

Sew the indicated number of copies of each row. Some patterns may only have one or two rows that have multiple copies, so if there is more than one label with that number, double check the Row Sewing Guide.



To keep track of where you are in the row, cross off each square on the pattern page as you finish adding that fabric square to all copies of each row you sew.

8. ADD LABELS FROM LABEL PAGE TO THE LEFT END OF EACH ROW

After you sew a few squares in a row, Pin the appropriate label from the label page to the LEFT/BEGINNING side of each row.



Safety Pins are a safe and hassle free way to attach the labels to each row.

These labels will allow you to sew the correct rows together without worrying about losing track of which row is which.

9. SEW ROWS TOGETHER IN PAIRS

Block 1 Row 1 --> Block 1 Row 2

Block 1 Row 3 --> Block 1 Row 4

Block 2 Row 5 --> Block 2 Row 6

Block 2 Row 7 --> Block 2 Row 8

Block 3 Row 9 --> Block 3 Row 10

Block 3 Row 11 --> Block 3 Row 12

Block 4 Row 13 --> Block 4 Row 14

Block 4 Row 15 --> Block 4 Row 16

Block 5 Row 17 --> Block 5 Row 18

Block 5 Row 19 --> Block 5 Row 20

Block 6 Row 21 --> Block 6 Row 22

Block 6 Row 23 --> Block 6 Row 24

Block 7 Row 25 --> Block 7 Row 26

Block 7 Row 27 --> Block 7 Row 28

Block 8 Row 29 --> Block 8 Row 30

Block 8 Row 31 --> Block 8 Row 32

Block 9 Row 33 --> Block 9 Row 34

Block 9 Row 35 --> Block 9 Row 36

Block 10 Row 37 --> Block 10 Row 38

Block 10 Row 39 --> Block 10 Row 40

Block 11 Row 41 --> Block 11 Row 42

At this point, do nothing with Block 11 Row 43



Sew rows together in pairs
according to the label data

Sew the rows together with
labels at the
SAME end
NOT OPPOSITE
ends of the row.

10. SEW GROUPS OF 2 ROWS TOGETHER

Block 1 Row 1/2 --> Block 1 Row 3/4

Block 2 Row 5/6 --> Block 2 Row 7/8

Block 3 Row 9/10 --> Block 3 Row 11/12

Block 4 Row 13/14 --> Block 4 Row 15/16

Block 5 Row 17/18 --> Block 5 Row 19/20

Block 6 Row 21/22 --> Block 6 Row 23/24

Block 7 Row 25/26 --> Block 7 Row 27/28

Block 8 Row 29/30 --> Block 8 Row 31/32

Block 9 Row 33/34 --> Block 9 Row 35/36

Block 10 Row 37/38 --> Block 10 Row 39/40

Block 11 Row 41/42 --> Block 11 Row 43

Sew pairs of rows together
into blocks according to the
label data

11. SEW BLOCKS TOGETHER IN PAIRS

Block 1 --> Block 2

Block 3 --> Block 4

Block 5 --> Block 6

Block 7 --> Block 8

Block 9 --> Block 10

At this point, do nothing with Block 11

Sew blocks together in pairs of blocks according to the label data

12. SEW GROUPS OF 2 BLOCKS TOGETHER

Blocks 1/2 --> Blocks 3/4

Blocks 5/6 --> Blocks 7/8

Blocks 9/10 --> Block 11

Sew block groupings together according to the label data

13. SEW GROUPS OF 4 BLOCKS TOGETHER

Blocks 1/2/3/4 --> Blocks 5/6/7/8

At this time, do nothing with Blocks 9/10/11

Sew block groupings together according to the label data

14. SEW GROUPS OF 8 BLOCKS TOGETHER

Blocks 1/2/3/4/5/6/7/8 --> Blocks 9/10/11

Congratulations! Your quilt top is completed.

Layer and Bind Quilt

Finish layering and binding your quilt with whichever methods you choose.

There are many places online that show how to layer and bind a quilt.

Take a look and see my Pattern Stores online:

You can see and buy all my other patterns on Etsy.com & Craftsy.com at:

<https://www.etsy.com/shop/RainbowMoonServices>


<http://www.craftsy.com/user/2948514/pattern-store>

You can view my Business Page and join my Pattern Group on Facebook.com (and get notifications of any NEW patterns) at:

<https://www.facebook.com/RainbowMoonTreasuresQuilting/>

<https://www.facebook.com/groups/rainbowmoonquilts/>

Some FREE patterns I am offering on Craftsy.com:



<http://www.craftsy.com/pattern/quilting/home-decor/0003-3d-checkers/94860>

<http://www.craftsy.com/pattern/quilting/home-decor/0002-diamond-layers/117520>

<http://www.craftsy.com/pattern/quilting/home-decor/0033-smiles-and-happy-faces-quilt-patter/122251>

<http://www.craftsy.com/pattern/quilting/home-decor/0115-american-flag-quilt-pattern/144134>

Color Choices & Fabric Requirements - 45" Fabric

| Color, Shade & Letter Codes | Total Number of Squares: 1419 Quilt Dimensions: 33 x 43 Squares | Amount of Fabric Needed for Each Color & Shade (Fabric Measurements are Rounded up to Next 1/8 yd) | | | | | | |
|--------------------------------------|--|---|------------------|------------------|------------------|-------------------|-------------------|-------------------|
| | | 45 Inch Fabric - Choose your FINISHED quilt/square size | | | | | | |
| | | 9in x 11in | 17in x 22in | 25in x 33in | 33in x 43in | 42in x 54in | 50in x 65in | 58in x 76in |
| | Description or Sample of YOUR Fabric Choices | .25" | .5" | .75" | 1." | 1.25" | 1.5" | 1.75" |
| A | 112 | 1/8 yd (5 in) | 1/8 yd (5 in) | 1/8 yd (5 in) | 1/8 yd (5 in) | 1/4 yd (9 in) | 1/4 yd (9 in) | 3/8 yd (14 in) |
| B | 45 | 1/8 yd (5 in) | 1/8 yd (5 in) | 1/8 yd (5 in) | 1/8 yd (5 in) | 1/8 yd (5 in) | 1/8 yd (5 in) | 1/4 yd (9 in) |
| C | 118 | 1/8 yd (5 in) | 1/8 yd (5 in) | 1/8 yd (5 in) | 1/4 yd (9 in) | 1/4 yd (9 in) | 1/4 yd (9 in) | 3/8 yd (14 in) |
| D | 189 | 1/8 yd (5 in) | 1/8 yd (5 in) | 1/8 yd (5 in) | 1/4 yd (9 in) | 3/8 yd (14 in) | 3/8 yd (14 in) | 1/2 yd (18 in) |
| E | 98 | 1/8 yd (5 in) | 1/8 yd (5 in) | 1/8 yd (5 in) | 1/8 yd (5 in) | 1/4 yd (9 in) | 1/4 yd (9 in) | 3/8 yd (14 in) |
| F | 27 | 1/8 yd (5 in) | 1/8 yd (5 in) | 1/8 yd (5 in) | 1/8 yd (5 in) | 1/8 yd (5 in) | 1/8 yd (5 in) | 1/8 yd (5 in) |
| G | 108 | 1/8 yd (5 in) | 1/8 yd (5 in) | 1/8 yd (5 in) | 1/8 yd (5 in) | 1/4 yd (9 in) | 1/4 yd (9 in) | 3/8 yd (14 in) |
| H | 44 | 1/8 yd (5 in) | 1/8 yd (5 in) | 1/8 yd (5 in) | 1/8 yd (5 in) | 1/8 yd (5 in) | 1/8 yd (5 in) | 1/4 yd (9 in) |

Color Choices & Fabric Requirements - 45" Fabric

| Color, Shade & Letter Codes | # of Squares Needed | Total Number of Squares: 1419 Quilt Dimensions: 33 x 43 Squares | Amount of Fabric Needed for Each Color & Shade (Fabric Measurements are Rounded up to Next 1/8 yd) | | | | | | | |
|---|---------------------|--|---|---------------|---------------|----------------|----------------|----------------|----------------|----------------|
| | | | 9in x 11in | 17in x 22in | 25in x 33in | 33in x 43in | 42in x 54in | 50in x 65in | 58in x 76in | |
| 45 Inch Fabric - Choose your FINISHED quilt/square size | | | | | | | | | | |
| | | Description or Sample of YOUR Fabric Choices | .25" | .5" | .75" | 1." | 1.25" | 1.5" | 1.75" | |
| I | 104 | | 1/8 yd (5 in) | 1/8 yd (5 in) | 1/8 yd (5 in) | 1/8 yd (5 in) | 1/4 yd (9 in) | 1/4 yd (9 in) | 3/8 yd (14 in) | 3/8 yd (14 in) |
| J | 166 | | 1/8 yd (5 in) | 1/8 yd (5 in) | 1/8 yd (5 in) | 1/4 yd (9 in) | 1/4 yd (9 in) | 3/8 yd (14 in) | 1/2 yd (18 in) | 1/2 yd (18 in) |
| K | 80 | | 1/8 yd (5 in) | 1/8 yd (5 in) | 1/8 yd (5 in) | 1/8 yd (5 in) | 1/4 yd (9 in) | 1/4 yd (9 in) | 1/4 yd (9 in) | 1/4 yd (9 in) |
| L | 20 | | 1/8 yd (5 in) | 1/8 yd (5 in) | 1/8 yd (5 in) | 1/8 yd (5 in) | 1/8 yd (5 in) | 1/8 yd (5 in) | 1/8 yd (5 in) | 1/8 yd (5 in) |
| M | 308 | | 1/8 yd (5 in) | 1/8 yd (5 in) | 1/4 yd (9 in) | 3/8 yd (14 in) | 1/2 yd (18 in) | 5/8 yd (23 in) | 7/8 yd (32 in) | 7/8 yd (32 in) |

Color Choices & Fabric Requirements - 45" Fabric

| Color, Shade & Letter Codes | Total Number of Squares: 1419 Quilt Dimensions: 33 x 43 Squares | Amount of Fabric Needed for Each Color & Shade (Fabric Measurements are Rounded up to Next 1/8 yd) | | | | | | | |
|-----------------------------|--|---|----------------|----------------|------------------|------------------|------------------|------------------|--|
| | | 45 Inch Fabric - Choose your FINISHED quilt/square size | | | | | | | |
| | | 66in x 86in | 75in x 97in | 83in x 108in | 91in x 119in | 99in x 129in | 108in x 140in | 116in x 151in | |
| | Description or Sample of YOUR Fabric Choices | 2." | 2.25" | 2.5" | 2.75" | 3." | 3.25" | 3.5" | |
| A | 112 | 1/2 yd (18 in) | 1/2 yd (18 in) | 5/8 yd (23 in) | 3/4 yd (27 in) | 7/8 yd (32 in) | 1 yd (36 in) | 1 1/8 yd (41 in) | |
| B | 45 | 1/4 yd (9 in) | 1/4 yd (9 in) | 3/8 yd (14 in) | 3/8 yd (14 in) | 3/8 yd (14 in) | 3/8 yd (14 in) | 1/2 yd (18 in) | |
| C | 118 | 1/2 yd (18 in) | 1/2 yd (18 in) | 5/8 yd (23 in) | 7/8 yd (32 in) | 7/8 yd (32 in) | 1 yd (36 in) | 1 1/8 yd (41 in) | |
| D | 189 | 3/4 yd (27 in) | 3/4 yd (27 in) | 1 yd (36 in) | 1 1/4 yd (45 in) | 1 3/8 yd (50 in) | 1 1/2 yd (54 in) | 1 3/4 yd (63 in) | |
| E | 98 | 3/8 yd (14 in) | 1/2 yd (18 in) | 1/2 yd (18 in) | 5/8 yd (23 in) | 3/4 yd (27 in) | 7/8 yd (32 in) | 7/8 yd (32 in) | |
| F | 27 | 1/8 yd (5 in) | 1/8 yd (5 in) | 1/4 yd (9 in) | 1/4 yd (9 in) | 1/4 yd (9 in) | 3/8 yd (14 in) | 3/8 yd (14 in) | |
| G | 108 | 1/2 yd (18 in) | 1/2 yd (18 in) | 5/8 yd (23 in) | 3/4 yd (27 in) | 3/4 yd (27 in) | 7/8 yd (32 in) | 1 yd (36 in) | |
| H | 44 | 1/4 yd (9 in) | 1/4 yd (9 in) | 3/8 yd (14 in) | 3/8 yd (14 in) | 3/8 yd (14 in) | 3/8 yd (14 in) | 1/2 yd (18 in) | |

Color Choices & Fabric Requirements - 45" Fabric

| Color, Shade & Letter Codes | # of Squares Needed | Total Number of Squares: 1419 Quilt Dimensions: 33 x 43 Squares | Amount of Fabric Needed for Each Color & Shade (Fabric Measurements are Rounded up to Next 1/8 yd) | | | | | | | |
|-----------------------------|---------------------|--|---|------------------|------------------|------------------|------------------|------------------|------------------|------------------|
| | | | 45 Inch Fabric - Choose your FINISHED quilt/square size | | | | | | | |
| | | | 66in x 86in | 75in x 97in | 83in x 108in | 91in x 119in | 99in x 129in | 108in x 140in | 116in x 151in | |
| | | Description or Sample of YOUR Fabric Choices | 2." | 2.25" | 2.5" | 2.75" | 3." | 3.25" | 3.5" | |
| I | 104 | | 1/2 yd (18 in) | 1/2 yd (18 in) | 5/8 yd (23 in) | 5/8 yd (23 in) | 3/4 yd (27 in) | 7/8 yd (32 in) | 1 yd (36 in) | 1 yd (36 in) |
| J | 166 | | 5/8 yd (23 in) | 3/4 yd (27 in) | 7/8 yd (32 in) | 1 yd (36 in) | 1 1/4 yd (45 in) | 1 3/8 yd (50 in) | 1 5/8 yd (59 in) | 1 5/8 yd (59 in) |
| K | 80 | | 3/8 yd (14 in) | 3/8 yd (14 in) | 1/2 yd (18 in) | 5/8 yd (23 in) | 5/8 yd (23 in) | 3/4 yd (27 in) | 7/8 yd (32 in) | 7/8 yd (32 in) |
| L | 20 | | 1/8 yd (5 in) | 1/8 yd (5 in) | 1/4 yd (9 in) | 1/4 yd (9 in) | 1/4 yd (9 in) | 1/4 yd (9 in) | 1/4 yd (9 in) | 1/4 yd (9 in) |
| M | 308 | | 1 1/8 yd (41 in) | 1 1/4 yd (45 in) | 1 5/8 yd (59 in) | 1 7/8 yd (68 in) | 2 1/4 yd (81 in) | 2 3/8 yd (86 in) | 2 3/4 yd (99 in) | 2 3/4 yd (99 in) |

Color Choices & Fabric Requirements - 60" Fabric

| Color, Shade & Letter Codes | # of Squares Needed | Total Number of Squares: 1419 Quilt Dimensions: 33 x 43 Squares | Amount of Fabric Needed for Each Color & Shade (Fabric Measurements are Rounded up to Next 1/8 yd) | | | | | | |
|-----------------------------|---------------------|--|---|---------------|---------------|---------------|----------------|----------------|----------------|
| | | | 9in x 11in | 17in x 22in | 25in x 33in | 33in x 43in | 42in x 54in | 50in x 65in | 58in x 76in |
| | | | 60 Inch Fabric - Choose your FINISHED quilt/square size | | | | | | |
| | | Description or Sample of YOUR Fabric Choices | .25" | .5" | .75" | 1." | 1.25" | 1.5" | 1.75" |
| I | 104 | | 1/8 yd (5 in) | 1/8 yd (5 in) | 1/8 yd (5 in) | 1/8 yd (5 in) | 1/4 yd (9 in) | 1/4 yd (9 in) | 1/4 yd (9 in) |
| J | 166 | | 1/8 yd (5 in) | 1/8 yd (5 in) | 1/8 yd (5 in) | 1/4 yd (9 in) | 1/4 yd (9 in) | 1/4 yd (9 in) | 3/8 yd (14 in) |
| K | 80 | | 1/8 yd (5 in) | 1/8 yd (5 in) | 1/8 yd (5 in) | 1/8 yd (5 in) | 1/8 yd (5 in) | 1/8 yd (5 in) | 1/4 yd (9 in) |
| L | 20 | | 1/8 yd (5 in) | 1/8 yd (5 in) | 1/8 yd (5 in) | 1/8 yd (5 in) | 1/8 yd (5 in) | 1/8 yd (5 in) | 1/8 yd (5 in) |
| M | 308 | | 1/8 yd (5 in) | 1/8 yd (5 in) | 1/4 yd (9 in) | 1/4 yd (9 in) | 3/8 yd (14 in) | 1/2 yd (18 in) | 3/4 yd (27 in) |

Color Choices & Fabric Requirements - 60" Fabric


| Color, Shade & Letter Codes | Total Number of Squares: 1419 Quilt Dimensions: 33 x 43 Squares | Amount of Fabric Needed for Each Color & Shade (Fabric Measurements are Rounded up to Next 1/8 yd) | | | | | | |
|-----------------------------|--|---|----------------|----------------|----------------|----------------|------------------|------------------|
| | | 66in x 86in | 75in x 97in | 83in x 108in | 91in x 119in | 99in x 129in | 108in x 140in | 116in x 151in |
| # of Squares Needed | Description or Sample of YOUR Fabric Choices | 2." | 2.25" | 2.5" | 2.75" | 3." | 3.25" | 3.5" |
| A | 112 | 3/8 yd (14 in) | 3/8 yd (14 in) | 1/2 yd (18 in) | 5/8 yd (23 in) | 5/8 yd (23 in) | 3/4 yd (27 in) | 7/8 yd (32 in) |
| B | 45 | 1/4 yd (9 in) | 1/4 yd (9 in) | 1/4 yd (9 in) | 1/4 yd (9 in) | 1/4 yd (9 in) | 3/8 yd (14 in) | 1/2 yd (18 in) |
| C | 118 | 3/8 yd (14 in) | 3/8 yd (14 in) | 1/2 yd (18 in) | 5/8 yd (23 in) | 3/4 yd (27 in) | 3/4 yd (27 in) | 7/8 yd (32 in) |
| D | 189 | 1/2 yd (18 in) | 5/8 yd (23 in) | 3/4 yd (27 in) | 1 yd (36 in) | 1 yd (36 in) | 1 1/4 yd (45 in) | 1 3/8 yd (50 in) |
| E | 98 | 3/8 yd (14 in) | 3/8 yd (14 in) | 1/2 yd (18 in) | 1/2 yd (18 in) | 5/8 yd (23 in) | 3/4 yd (27 in) | 3/4 yd (27 in) |
| F | 27 | 1/8 yd (5 in) | 1/8 yd (5 in) | 1/4 yd (9 in) | 1/4 yd (9 in) | 1/4 yd (9 in) | 1/4 yd (9 in) | 1/4 yd (9 in) |
| G | 108 | 3/8 yd (14 in) | 3/8 yd (14 in) | 1/2 yd (18 in) | 5/8 yd (23 in) | 5/8 yd (23 in) | 3/4 yd (27 in) | 7/8 yd (32 in) |
| H | 44 | 1/8 yd (5 in) | 1/4 yd (9 in) | 1/4 yd (9 in) | 1/4 yd (9 in) | 1/4 yd (9 in) | 3/8 yd (14 in) | 1/2 yd (18 in) |

Color Choices & Fabric Requirements - 60" Fabric

| | | Amount of Fabric Needed for Each Color & Shade (Fabric Measurements are Rounded up to Next 1/8 yd) | | | | | | | |
|-----------------------------|---------------------|---|----------------|------------------|------------------|------------------|------------------|------------------|----------------|
| | | 60 Inch Fabric - Choose your FINISHED quilt/square size | | | | | | | |
| Color, Shade & Letter Codes | # of Squares Needed | Total Number of Squares: 1419 | | 91in x 119in | | 108in x 140in | | 116in x 151in | |
| | | Quilt Dimensions: 33 x 43 Squares | | 91in x 119in | | 108in x 140in | | 116in x 151in | |
| | | Description or Sample of YOUR Fabric Choices | | 66in x 86in | 75in x 97in | 83in x 108in | 91in x 119in | 99in x 129in | 108in x 140in |
| | | 2." | 2.25" | 2.5" | 2.75" | 3." | 3.25" | 3.5" | |
| I | 104 | 3/8 yd (14 in) | 3/8 yd (14 in) | 1/2 yd (18 in) | 5/8 yd (23 in) | 5/8 yd (23 in) | 5/8 yd (23 in) | 3/4 yd (27 in) | 7/8 yd (32 in) |
| J | 166 | 1/2 yd (18 in) | 5/8 yd (23 in) | 5/8 yd (23 in) | 7/8 yd (32 in) | 1 yd (36 in) | 1 1/8 yd (41 in) | 1 1/4 yd (45 in) | |
| K | 80 | 1/4 yd (9 in) | 1/4 yd (9 in) | 3/8 yd (14 in) | 1/2 yd (18 in) | 1/2 yd (18 in) | 5/8 yd (23 in) | 5/8 yd (23 in) | |
| L | 20 | 1/8 yd (5 in) | 1/8 yd (5 in) | 1/4 yd (9 in) | 1/4 yd (9 in) | 1/4 yd (9 in) | 1/4 yd (9 in) | 1/4 yd (9 in) | |
| M | 308 | 7/8 yd (32 in) | 1 yd (36 in) | 1 1/4 yd (45 in) | 1 1/2 yd (54 in) | 1 3/4 yd (63 in) | 2 yd (72 in) | 2 1/4 yd (81 in) | |

Fabric Square Container Labels and Row Labels

After cutting out squares, attach each Fabric Square Label Strip to the matching container for that color/letter.



Square Container Labels

After sewing a few squares of each row, attach the matching label to the LEFT/Beginning of each sewn row and finish sewing the row.

| | | | | | | | |
|---|----------------|---|-----------------|----|-----------------|----|----------------|
| 1 | Block 1 Row 1 | 4 | Block 9 Row 36 | 8 | Block 6 Row 24 | 12 | Block 3 Row 12 |
| 1 | Block 5 Row 17 | 5 | Block 2 Row 5 | 8 | Block 10 Row 40 | 12 | Block 7 Row 28 |
| 1 | Block 9 Row 33 | 5 | Block 6 Row 21 | 9 | Block 3 Row 9 | 13 | Block 4 Row 13 |
| 2 | Block 1 Row 2 | 5 | Block 10 Row 37 | 9 | Block 7 Row 25 | 13 | Block 8 Row 29 |
| 2 | Block 5 Row 18 | 6 | Block 2 Row 6 | 9 | Block 11 Row 41 | 14 | Block 4 Row 14 |
| 2 | Block 9 Row 34 | 6 | Block 6 Row 22 | 10 | Block 3 Row 10 | 14 | Block 8 Row 30 |
| 3 | Block 1 Row 3 | 6 | Block 10 Row 38 | 10 | Block 7 Row 26 | 15 | Block 4 Row 15 |
| 3 | Block 5 Row 19 | 7 | Block 2 Row 7 | 10 | Block 11 Row 42 | 15 | Block 8 Row 31 |
| 3 | Block 9 Row 35 | 7 | Block 6 Row 23 | 11 | Block 3 Row 11 | 16 | Block 4 Row 16 |
| 4 | Block 1 Row 4 | 7 | Block 10 Row 39 | 11 | Block 7 Row 27 | 16 | Block 8 Row 32 |
| 4 | Block 5 Row 20 | 8 | Block 2 Row 8 | 11 | Block 11 Row 43 | | |

Individual Row Sewing Instructions

1 Sew 3 copies of this row. Pin labels (from label page) from #1, to beginning/left of each row. Cross off each square when done.

MCDAMCDEFEDAMIJGMCDEAMCDEFEDAMIJGM

2 Sew 3 copies of this row. Pin labels (from label page) from #2, to beginning/left of each row. Cross off each square when done.

CDEAMCDEEDAMHMHMCDEEDAMCDEEDAMHMHMC

3 Sew 3 copies of this row. Pin labels (from label page) from #3, to beginning/left of each row. Cross off each square when done.

DEFEDAMCDAAMIJGMCDEFEDAMCDAAMIJGMC

4 Sew 3 copies of this row. Pin labels (from label page) from #4, to beginning/left of each row. Cross off each square when done.

CDEAMHMBMIJKJGMCDEEDAMHMBMIJKJGMC

5 Sew 3 copies of this row. Pin labels (from label page) from #5, to beginning/left of each row. Cross off each square when done.

MCDAMIJGMIJKLKJGMCDAAMIJGMIJKLKJGM

6 Sew 3 copies of this row. Pin labels (from label page) from #6, to beginning/left of each row. Cross off each square when done.

BMBMIJKJGMIJKJGMBMBMIJKJGMIJKJGMB

7 Sew 3 copies of this row. Pin labels (from label page) from #7, to beginning/left of each row. Cross off each square when done.

DAMIJKLKJGMIJGMCDAAMIJKLKJGMIJGMC

8 Sew 3 copies of this row. Pin labels (from label page) from #8, to beginning/left of each row. Cross off each square when done.

EDAMIJKJGMBMHMCDEEDAMBIJKJGMBMHMCDE

Individual Row Sewing Instructions

9 Sew 3 copies of this row. Pin labels (from label page) from #9, to beginning/left of each row. Cross off each square when done.

FEDAMIJGMCDA**MCDEFEDAMIJGMCDA****MCDEF**

10 Sew 3 copies of this row. Pin labels (from label page) from #10, to beginning/left of each row. Cross off each square when done.

EDAMHMCDEDA**MCDEDAHMCDEDA****MCDE**

11 Sew 3 copies of this row. Pin labels (from label page) from #11, to beginning/left of each row. Cross off each square when done.

DAMIJGMCDA**MCDEFEDAMIJGMCDA****MCDEFEDAMCD**

12 Sew 2 copies of this row. Pin labels (from label page) from #12, to beginning/left of each row. Cross off each square when done.

BMIJKJGMCDEDA**MHMBMIJKJGMCDEDA****MHMB**

13 Sew 2 copies of this row. Pin labels (from label page) from #13, to beginning/left of each row. Cross off each square when done.

MIJKLKJGMCDA**MIJGMIJKLKJGMCDA****MIJGM**

14 Sew 2 copies of this row. Pin labels (from label page) from #14, to beginning/left of each row. Cross off each square when done.

GMIJKJGMBMB**MIJKJGMIJKJGMBMB****MIJKJG**

15 Sew 2 copies of this row. Pin labels (from label page) from #15, to beginning/left of each row. Cross off each square when done.

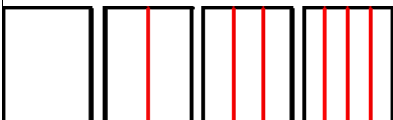
JGMIJGMCDA**MIJKLKJGMIJGMCDA****MIJKLKJ**

16 Sew 2 copies of this row. Pin labels (from label page) from #16, to beginning/left of each row. Cross off each square when done.

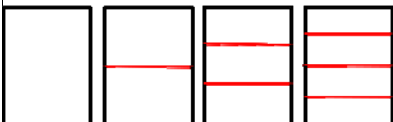
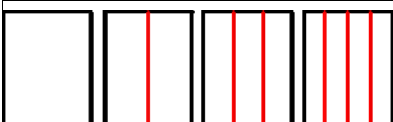
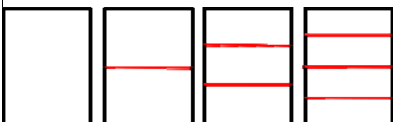
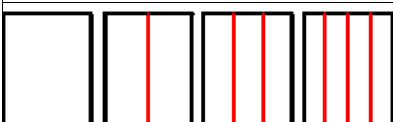
GBMHMCDEDA**MIJKJGMBMHMCDEDA****MIJKJG**

Quilt Backing Fabric Sizes

Backing with No Extra Fabric on Edges Measurements Rounded up to Next 1/8 yd

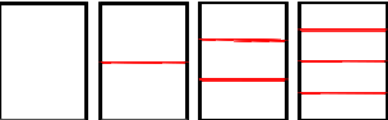
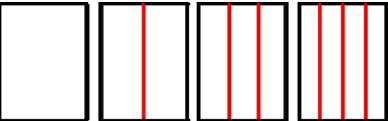
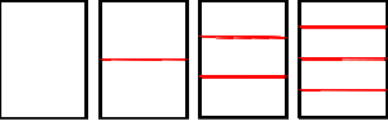
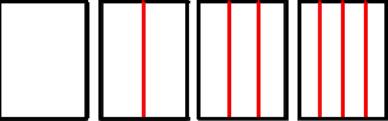
| Quilt Dimensions | 9in x 11in | 17in x 22in | 25in x 33in | 33in x 43in | 42in x 54in | 50in x 65in | 58in x 76in |
|--|---|-------------------|-------------------|---------------------|---------------------|----------------------|----------------------|
| 33 x 43 Squares | .25" | .5" | .75" | 1." | 1.25" | 1.5" | 1.75" |
| Direction of Seams | 45 Inch Fabric - No Extra Fabric on Edges | | | | | | |
|  Seams Parallel Short Edge | 3/8 yd (14 in) | 5/8 yd (23 in) | 1 yd (36 in) | 1 2/8 yd (45 in) | 3 yd (108 in) | 3 5/8 yd (131 in) | 4 2/8 yd (153 in) |
|  Seams Parallel Long Edge | 2/8 yd (9 in) | 4/8 yd (18 in) | 6/8 yd (27 in) | 1 7/8 yd (68 in) | 2 3/8 yd (86 in) | 2 7/8 yd (104 in) | 3 2/8 yd (117 in) |
| Direction of Seams | 60 Inch Fabric - No Extra Fabric on Edges | | | | | | |
|  Seams Parallel Short Edge | 3/8 yd (14 in) | 5/8 yd (23 in) | 1 yd (36 in) | 1 2/8 yd (45 in) | 1 4/8 yd (54 in) | 1 7/8 yd (68 in) | 4 2/8 yd (153 in) |
|  Seams Parallel Long Edge | 2/8 yd (9 in) | 4/8 yd (18 in) | 6/8 yd (27 in) | 1 yd (36 in) | 1 2/8 yd (45 in) | 1 4/8 yd (54 in) | 3 2/8 yd (117 in) |

Backing with 4" of Extra Fabric on Edges Measurements Rounded up to Next 1/8 yd

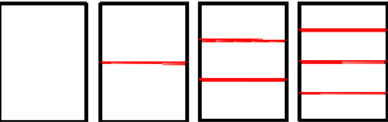
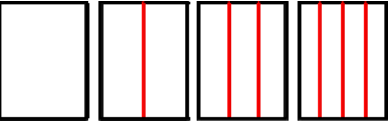
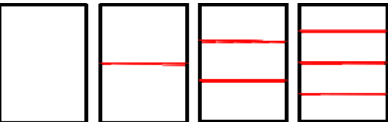
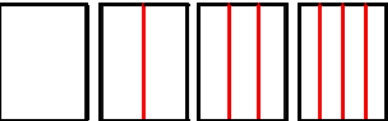
| Quilt Dimensions | 9in x 11in | 17in x 22in | 25in x 33in | 33in x 43in | 42in x 54in | 50in x 65in | 58in x 76in |
|--|------------------------------------|-------------------|---------------------|----------------------|----------------------|----------------------|----------------------|
| 33 x 43 Squares | .25" | .5" | .75" | 1." | 1.25" | 1.5" | 1.75" |
| Direction of Seams | 45 Inch Fabric - 4" Extra on Edges | | | | | | |
|  Seams Parallel Short Edge | 5/8 yd (23 in) | 7/8 yd (32 in) | 1 2/8 yd (45 in) | 2 7/8 yd (104 in) | 3 4/8 yd (126 in) | 4 1/8 yd (149 in) | 4 6/8 yd (171 in) |
|  Seams Parallel Long Edge | 5/8 yd (23 in) | 7/8 yd (32 in) | 2 yd (72 in) | 2 4/8 yd (90 in) | 3 yd (108 in) | 3 3/8 yd (122 in) | 5 5/8 yd (203 in) |
| Direction of Seams | 60 Inch Fabric - 4" Extra on Edges | | | | | | |
|  Seams Parallel Short Edge | 6/8 yd (27 in) | 1 yd (36 in) | 1 3/8 yd (50 in) | 1 5/8 yd (59 in) | 1 7/8 yd (68 in) | 4 2/8 yd (153 in) | 4 7/8 yd (176 in) |
|  Seams Parallel Long Edge | 5/8 yd (23 in) | 7/8 yd (32 in) | 1 1/8 yd (41 in) | 1 3/8 yd (50 in) | 1 5/8 yd (59 in) | 3 3/8 yd (122 in) | 3 7/8 yd (140 in) |

Quilt Backing Fabric Sizes

Backing with No Extra Fabric on Edges Measurements Rounded up to Next 1/8 yd

| Quilt Dimensions | 66in x 86in | 75in x 97in | 83in x 108in | 91in x 119in | 99in x 129in | 108in x 140in | 116in x 151in |
|--|---|----------------------|----------------------|----------------------|-----------------------|-----------------------|-----------------------|
| 33 x 43 Squares | 2." | 2.25" | 2.5" | 2.75" | 3." | 3.25" | 3.5" |
| Direction of Seams | 45 Inch Fabric - No Extra Fabric on Edges | | | | | | |
|  Seams Parallel Short Edge | 4 7/8 yd (176 in) | 5 4/8 yd (198 in) | 9 yd (324 in) | 10 yd (360 in) | 10 6/8 yd (387 in) | 11 6/8 yd (423 in) | 12 5/8 yd (455 in) |
|  Seams Parallel Long Edge | 5 4/8 yd (198 in) | 6 2/8 yd (225 in) | 7 yd (252 in) | 7 5/8 yd (275 in) | 11 yd (396 in) | 12 yd (432 in) | 13 yd (468 in) |
| Direction of Seams | 60 Inch Fabric - No Extra Fabric on Edges | | | | | | |
|  Seams Parallel Short Edge | 4 7/8 yd (176 in) | 5 4/8 yd (198 in) | 6 yd (216 in) | 6 5/8 yd (239 in) | 7 2/8 yd (261 in) | 7 7/8 yd (284 in) | 12 5/8 yd (455 in) |
|  Seams Parallel Long Edge | 3 6/8 yd (135 in) | 4 2/8 yd (153 in) | 4 5/8 yd (167 in) | 5 1/8 yd (185 in) | 5 4/8 yd (198 in) | 6 yd (216 in) | 9 6/8 yd (351 in) |

Backing with 4" of Extra Fabric on Edges Measurements Rounded up to Next 1/8 yd

| Quilt Dimensions | 66in x 86in | 75in x 97in | 83in x 108in | 91in x 119in | 99in x 129in | 108in x 140in | 116in x 151in |
|--|------------------------------------|----------------------|----------------------|-----------------------|-----------------------|-----------------------|-----------------------|
| 33 x 43 Squares | 2." | 2.25" | 2.5" | 2.75" | 3." | 3.25" | 3.5" |
| Direction of Seams | 45 Inch Fabric - 4" Extra on Edges | | | | | | |
|  Seams Parallel Short Edge | 5 2/8 yd (189 in) | 8 6/8 yd (315 in) | 9 6/8 yd (351 in) | 10 5/8 yd (383 in) | 11 4/8 yd (414 in) | 12 3/8 yd (446 in) | 13 2/8 yd (477 in) |
|  Seams Parallel Long Edge | 6 3/8 yd (230 in) | 7 1/8 yd (257 in) | 7 6/8 yd (279 in) | 11 1/8 yd (401 in) | 12 1/8 yd (437 in) | 13 1/8 yd (473 in) | 14 yd (504 in) |
| Direction of Seams | 60 Inch Fabric - 4" Extra on Edges | | | | | | |
|  Seams Parallel Short Edge | 5 3/8 yd (194 in) | 6 yd (216 in) | 6 5/8 yd (239 in) | 7 2/8 yd (261 in) | 7 6/8 yd (279 in) | 12 4/8 yd (450 in) | 13 3/8 yd (482 in) |
|  Seams Parallel Long Edge | 4 2/8 yd (153 in) | 4 6/8 yd (171 in) | 5 2/8 yd (189 in) | 5 5/8 yd (203 in) | 6 1/8 yd (221 in) | 9 7/8 yd (356 in) | 10 4/8 yd (378 in) |

Other Rainbow Moon Patterns Quilt Top Patterns

On: <http://rainbow-moon-treasures.com>

Catalog Version Date: 08/01/16

Some of the later patterns may not yet be published, check back frequently.

| | | | | | | | | | |
|--|---|---|---|---|--|---|---|---|---|
|  |  |  |  |  |  |  |  |  |  |
| 0001-quilt | 0002-quilt | 0003-quilt | 0004-quilt | 0005-quilt | 0006-quilt | 0007-quilt | 0008-quilt | 0009-quilt | 0010-quilt |
|  |  |  |  |  |  |  |  |  |  |
| 0011-quilt | 0012-quilt | 0013-quilt | 0014-quilt | 0015-quilt | 0016-quilt | 0017-quilt | 0018-quilt | 0019-quilt | 0020-quilt |
|  |  |  |  |  |  |  |  |  |  |
| 0021-quilt | 0022-quilt | 0023-quilt | 0024-quilt | 0025-quilt | 0026-quilt | 0027-quilt | 0028-quilt | 0029-quilt | 0030-quilt |
|  |  |  |  |  |  |  |  |  |  |
| 0031-quilt | 0032-quilt | 0033-quilt | 0034-quilt | 0035-quilt | 0036-quilt | 0037-quilt | 0038-quilt | 0039-quilt | 0040-quilt |
|  |  |  |  |  |  |  |  |  |  |
| 0041-quilt | 0042-quilt | 0043-quilt | 0044-quilt | 0045-quilt | 0046-quilt | 0047-quilt | 0048-quilt | 0049-quilt | 0050-quilt |
|  |  |  |  |  |  |  |  |  |  |
| 0051-quilt | 0052-quilt | 0053-quilt | 0054-quilt | 0055-quilt | 0056-quilt | 0057-quilt | 0058-quilt | 0059-quilt | 0060-quilt |
|  |  |  |  |  |  |  |  |  |  |
| 0061-quilt | 0062-quilt | 0063-quilt | 0064-quilt | 0065-quilt | 0066-quilt | 0067-quilt | 0068-quilt | 0069-quilt | 0070-quilt |
|  |  |  |  |  |  |  |  |  |  |
| 0071-quilt | 0072-quilt | 0073-quilt | 0074-quilt | 0075-quilt | 0076-quilt | 0077-quilt | 0078-quilt | 0079-quilt | 0080-quilt |

Other Rainbow Moon Patterns Quilt Top Patterns

On: <http://rainbow-moon-treasures.com>

Catalog Version Date: 08/01/16

Some of the later patterns may not yet be published, check back frequently.






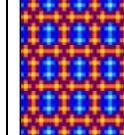









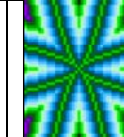







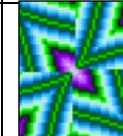


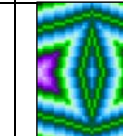













| | | | | | | | | | |
|--|---|---|---|---|---|--|---|---|---|
|  |  |  |  |  |  |  |  |  |  |
| 0081-quilt | 0082-quilt | 0083-quilt | 0084-quilt | 0085-quilt | 0086-quilt | 0087-quilt | 0088-quilt | 0089-quilt | 0090-quilt |
|  |  |  |  |  |  |  |  |  |  |
| 0091-quilt | 0092-quilt | 0093-quilt | 0094-quilt | 0095-quilt | 0096-quilt | 0097-quilt | 0098-quilt | 0099-quilt | 0100-quilt |
|  |  |  |  |  |  |  |  |  |  |
| 0101-quilt | 0102-quilt | 0103-quilt | 0104-quilt | 0105-quilt | 0106-quilt | 0107-quilt | 0108-quilt | 0109-quilt | 0110-quilt |
|  |  |  |  |  |  |  |  |  |  |
| 0111-quilt | 0112-quilt | 0113-quilt | 0114-quilt | 0115-quilt | 0116-quilt | 0117-quilt | 0118-quilt | 0119-quilt | 0120-quilt |
|  |  |  |  |  |  |  |  |  |  |
| 0121-quilt | 0122-quilt | 0123-quilt | 0124-quilt | 0125-quilt | 0126-quilt | 0127-quilt | 0128-quilt | 0129-quilt | 0130-quilt |
|  |  |  |  |  |  |  |  |  |  |
| 0131-quilt | 0132-quilt | 0133-quilt | 0134-quilt | 0135-quilt | 0136-quilt | 0137-quilt | 0138-quilt | 0139-quilt | 0140-quilt |
|  |  |  |  |  |  |  |  |  |  |
| 0141-quilt | 0142-quilt | 0143-quilt | 0144-quilt | 0145-quilt | 0146-quilt | 0147-quilt | 0148-quilt | 0149-quilt | 0150-quilt |
|  |  |  |  |  |  |  |  |  |  |
| 0151-quilt | 0152-quilt | 0153-quilt | 0154-quilt | 0155-quilt | 0156-quilt | 0157-quilt | 0158-quilt | 0159-quilt | 0160-quilt |

Other Rainbow Moon Patterns Quilt Top Patterns

On: <http://rainbow-moon-treasures.com>

Catalog Version Date: 08/01/16

Some of the later patterns may not yet be published, check back frequently.

| | | | | | | | | | |
|--|--|--|--|---|---|---|---|---|--|
|  |  |  |  |  |  |  |  |  |  |
| 0161-quilt | 0162-quilt | 0163-quilt | 0164-quilt | 0165-quilt | 0166-quilt | 0167-quilt | 0168-quilt | 0169-quilt | 0170-quilt |
|  |  |  |  |  |  |  |  |  |  |
| 0171-quilt | 0172-quilt | 0173-quilt | 0174-quilt | 0175-quilt | 0176-quilt | 0177-quilt | 0178-quilt | 0179-quilt | 0180-quilt |
|  |  |  |  |  |  |  |  |  |  |
| 0181-quilt | 0182-quilt | 0183-quilt | 0184-quilt | 0185-quilt | 0186-quilt | 0187-quilt | 0188-quilt | 0189-quilt | 0190-quilt |
|  |  |  |  | |  |  |  | |  |
| 0191-quilt | 0192-quilt | 0193-quilt | 0194-quilt | 0195-quilt | 0196-quilt | 0197-quilt | 0198-quilt | 0199-quilt | 0200-quilt |
|  | | | | |  | |  |  | |
| 0201-quilt | 0202-quilt | 0203-quilt | 0204-quilt | 0205-quilt | 0206-quilt | 0207-quilt | 0208-quilt | 0209-quilt | 0210-quilt |